

CONCRETE Glazed Porcelain

Shade Variation V3



Concrete Chic in Current Cream in 12 x 12 on the floor.

CONCRETE

FIELD TILE




CURRENT CREAM CC65




TRENDY TAN CC66



ELEGANT GRAY CC67



STYLISH CHARCOAL CC68





VOGUE BROWN CC69






Concrete Chic in Elegant Gray in 12 x 24 on the floor.

SIZE

		SQ.FT./CTN	PIECES/CTN	SHAPE
12 x 24 Field Tile	11-13/16" x 23-13/16" (30.00 cm x 60.48 cm)	15.60	8	
12 x 12 Field Tile	11-13/16" x 11-13/16" (30.00 cm x 30.00 cm)	14.40	15	

TRIM




DESCRIPTION	SIZE	PIECES/CTN	SHAPE
Bullnose P-43C9 +	3 x 12	30	
Cove Base P-36C9T +□	6 x 12	22	
Cove Corner PC-36C9T +□	6 x 1	15	

- + Bullnose, Cove Base and Cove Corner trim are intended to coordinate with floor field tile in the standard 90-degree installation position.
- Cove base trim is clay body ceramic and suitable for application in non-freezing climates only.
- Clay body ceramic.

PERFORMANCE CHARACTERISTICS

	MOISTURE ABSORPTION	BREAKING STRENGTH	MOHS	CHEMICAL RESISTANCE	ABRASION RESISTANCE
Field	< 0.5%	> 275 lbs.	8.0	Resistant	4 (CC65, CC66, CC67) 3 (CC68, CC69)

FLOOR APPLICATIONS

	TARGET DCOF WET	SUITABLE
Dry & Level - Interior	N/A	
Wet & Level - Interior	≥ 0.42	
Exterior Applications; Pool Decking & Other Wet Areas with Minimal Footwear	≥ 0.60	
Ramps & Inclines	≥ 0.65	

APPLICATION NOTES:

Floor tile suitable for exterior applications in freezing and non-freezing climates when proper installation methods are followed.

A DCOF value of ≥ 0.42 is the new standard for tiles specified for commercial application in standard A137.1-2012, Section 9.6. It replaces the SCOF value of ≥ 0.60 referenced in ASTM C1028. For more information on the correlation between the two values and about the DCOF AcuTest™.

PRODUCT INFORMATION

TILE THICKNESS: 5/16" (12 x 12), 3/8" (12 x 24)

RECOMMENDED GROUT JOINT: 3/16"
(when rectangular size is used in a staggered brick-joint pattern, overlap should not exceed 33%)



RELATIVE PRICING: Medium

■ ■ SHADE VARIATION:
■ ■ Moderate (V3)

NOTES:

- Special Installation Requirement: For proper bonding, medium bed mortar should be utilized in installing tiles with a dimensional length size greater than 20 x 20, large rectangles or tiles with greater dimensional thickness than normal. Back buttering tiles of this nature in the installation process will also assure proper coverage for bonding.
- Use of a latex modified thin-set is recommended for proper installation.
- All or select items within this series are made in the USA.

OTHER APPLICATIONS

	SUITABLE
Walls/Backsplashes	
Countertops	
Pool Linings	