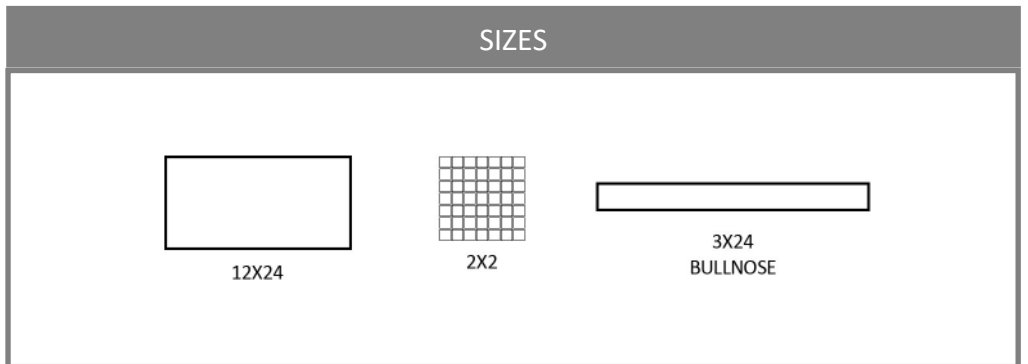
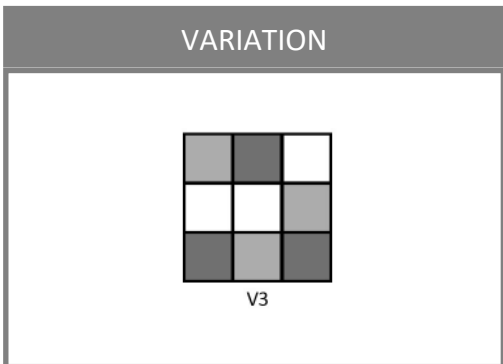

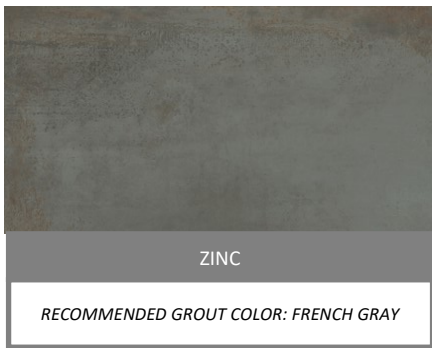



URBAN FOUNDRY



INTERIOR WALL	INTERIOR FLOOR	SHOWER WALL	SHOWER FLOOR	EXTERIOR	GROUT TYPE	GROUT JOINT	WEAR RATING	DRY LAYOUT
YES	YES	YES	YES	YES	SANDED VIVID PRISM	1/8"	3	RECOMMENDED

COLOR

UFT	TITANIUM
UFZ	ZINC
UFS	STEEL
UFC	CORTEN

