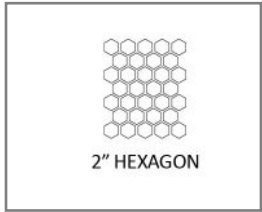
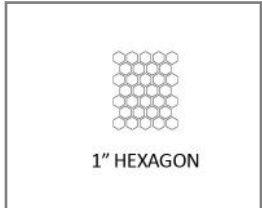


# FLOOR MOSAICS



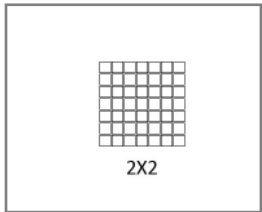
<b>2HEX</b>		<i>0.917 SF/SHT</i>
-------------	--	---------------------

COLOR	
<b>MB</b>	MATTE BLACK
<b>MW</b>	MATTE WHITE




<b>1HEX</b>	<i>SATW</i>	<i>0.936 SF/SHT</i>
	<i>MB</i>	<i>0.78 SF/SHT</i>
	<i>MG</i>	<i>0.78 SF/SHT</i>
	<i>MWB</i>	<i>0.936 SF/SHT</i>

COLOR	
<b>SATW</b>	SATIN WHITE
<b>MB</b>	MATTE BLACK
<b>MG</b>	MATTE GREY
<b>MWB</b>	WHITE W/BLACK



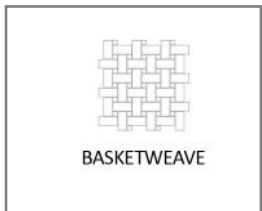
<b>2X2</b>		<i>1 SF/SHT</i>
------------	--	-----------------

COLOR	
<b>MG</b>	MATTE GREY
<b>MW</b>	MATTE WHITE



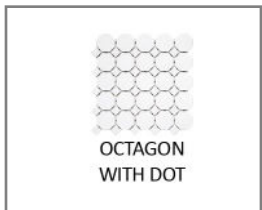
<b>RETPEN</b>	<i>.969 SF/SHT</i>
	<i>RETPENMW</i>

COLOR	
<b>W</b>	BRIGHT WHITE
<b>G</b>	GREY
<b>MW</b>	MATTE WHITE



<b>ROCBW</b>		<i>1 SF/SHT</i>
--------------	--	-----------------

COLOR	
<b>WB</b>	WHITE W/BLACK
<b>WG</b>	WHITE W/GREY



<b>2OCT</b>		<i>1 SF/SHT</i>
-------------	--	-----------------

COLOR	
<b>WW</b>	WHITE W/WHITE
<b>WB</b>	WHITE W/BLACK
<b>WG</b>	WHITE W/GREY

INTERIOR WALL	INTERIOR FLOOR	SHOWER WALL	SHOWER FLOOR	EXTERIOR	GROUT TYPE	GROUT JOINT	WEAR RATING	VARIATION
YES	YES	YES	YES	NO	UNSANDED PRISM	N/A	P2	V1

